

Home-Edition Disposal of garbage and natural resources



Burnable garbage.....**P01~02**

Natural resources.....**P03~04**

Metal and breakable items ...**P05**

Oversized garbage.....**P06**

Waste that cannot be processed by the city hall.....**P07**

I will drain
garbage well.



Burnable garbage

Item

- Garbage
Kitchen waste, vegetable scraps, shells etc.

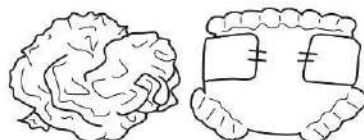


Please drain garbage well !



Tosu City's mascot
Totto-chan

- Paper waste
Used tissue paper, disposal diapers (please remove dirt) etc.



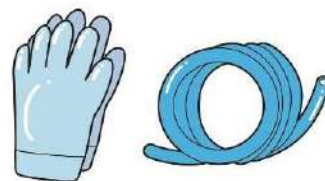
- Splints, wooden things
Twigs, fallen leaves, flowers etc.



- Leather, plastic goods
Bags, shoes, etc.



- Rubber products
Rubber gloves, rubber hoses etc.



- Cloth
Stuffed animals, Handkerchiefs etc.



- Plastic items
CDs, washbowls, toys, toothbrushes, white trays, plastic-made packaging containers etc.



Please dispose of white trays and plastic-made packaging containers as natural resources. (Refer to page 04.)



How to dispose of

- Please put burnable garbage into an official waste bag and place it at the collection site by 8 a.m. on collection day.

People in your ward keep the collection site for burnable garbage in good condition. Please ask your neighbors or environmental policy division (Tel : 0942-85-3561) about the collection site.

- Waste bags for burnable garbage are available at supermarkets, stores and convenience stores. Price: big (65cm×80cm) 420yen/10pcs, small (45cm×65cm) 260yen/10pcs

- Please tie the waste bag tightly before putting out it. Please dispose of things that do not fit in the waste bags as oversized garbage. (Refer to page 06)

Do not hide garbage in black bags when putting it into the waste bag.

No collection of burnable garbage only on New Year holidays. For details refer to the city newsletter and homepage. Please note that this service could be suspended due to typhoons.

Waste bags for burnable garbage



Natural resources

Item

Collected at the designated collection site in your ward and natural resources Hiroba of sanitary disposal facility

- Steel cans (Juice, food cans etc.)

Rinse them with water and do not crush them. Dispose of a cap that can be separated from a body as metal items.
(Refer to page 05)



- Aluminum cans (Juice, food cans etc.)

Rinse them with water and do not crush them. Dispose of a cap that can be separated from a body as metal items. (Refer to page 05)



- Spray cans (Hair conditioners, bottles of gas etc.)

Empty the can completely, remove cap and nozzle.



- PET bottles (Juice, soy sauce etc.)

Rinse them with water and do not crush them. Remove caps and labels.



- 1.8 l bottles

Rinse them with water. You do not need to remove paper labels. Remove plastic labels.



- Beer bottles

Rinse them with water. You do not need to remove paper labels. Remove plastic labels.



- Colorless bottles

Rinse them with water. You do not need to remove paper labels. Remove plastic labels.



- Brown bottles

Rinse them with water. You do not need to remove paper labels. Remove plastic labels.



- Bottles of different colors

Rinse them with water. You do not need to remove paper labels. Remove plastic labels.



- Used cooking oil (e.g. for tempura, salad)

Fill used cooking oil into PET bottles and thoroughly close the cap before disposing of the bottles. No glass bottles please.



- Fluorescent tubes, bulbs, dry-cell batteries, mercury thermometers

Please put them into transparent bags and fluorescent tubes into original packing. Business-related fluorescent tubes cannot be collected. Please dispose of them as industrial waste.



Collected at natural resources hiroba of sanitary disposal facility

- Newspapers, fliers

Please tie them with a string.



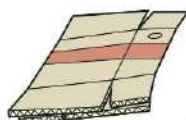
- Magazines, books, catalogues, boxes for sweets etc.

Please tie them with a string. Remove plastic hardcovers from books and put them into an official waste bag for burnable garbage. (Refer to page 01)



- Cardboard

Please fold up and tie it with a string.



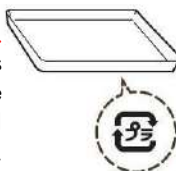
- Milk cartons

Please open them after washing. When inner side of cartons are coated with aluminum film, put them into an official waste bag for burnable garbage. (Refer to page 01)



- White trays

Packages for fish or meats. Please dispose of colored trays as plastic packing. Put white trays with dirt into an official waste bag for burnable garbage. (Refer to page 01)



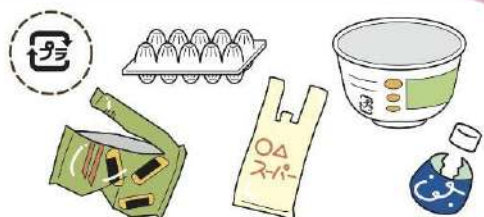
- Used clothing

Put leather items, underwear and clothes wadded with cottons into an official waste bag for burnable garbage. (Refer to page 01)



- Plastic-made packaging containers (Packages used for sweets or eggs, colored trays, plastic bags, containers used for cup noodles, PET bottles' lids and labels etc.)

Put the following items into the official waste bag for burnable garbage: Plastic products, dirty packages, foam polystyrene etc. (Refer to page 01)



To reduce garbage and to promote recycling, Tosu city is collecting natural resources and asks for your cooperation.

How to dispose of

- Separating natural resources is ecological, and you can reduce consumption of waste bags for burnable garbage.
- You can put them out at the designated collection site in your ward or at the collection site for natural resources in sanitary disposal facility. Please put them into containers placed at the collection site and see below for details.
- Some local groups like resident's association and the children's club carry out projects to collect used papers and used clothing etc.

Collection site

The designated collection site in your ward

- Items: 11 items (Refer to page 03) + metal items and breakable items (Refer to page 05)J
- Collection site and time : Please ask your neighbors or environmental policy division (Tel : 0942-85-3561) about them.

Collection site for natural resources in sanitary disposal facility

- Items : 18 items (Refer to pages 03 and 04) + metal items and breakable items (Refer to page 05)J
- Collection site : 10 Maki-machi
- Collection time : Monday, Wednesday, Thursday and Friday 9:00 to 16:00
Tuesday 9:00 to 20:00
Saturday 8:30 to 12:00

No collection on Sundays, public holidays and New Year holidays. Please note that this service could be suspended due to typhoons.

Metal items, Breakable items

Item

Metal items

● Metal pans



● Lighters Please use up them.



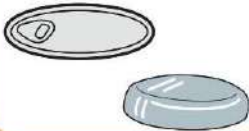
● Kitchen knives Please wrap them in newspaper.



● Razors



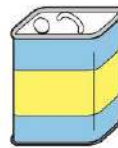
● Lids of cans, metal caps



● Electric rice cookers



● Steel cans for oil



● Electric teapot

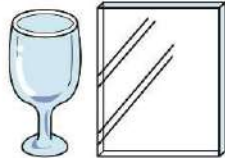


Breakable items

● Ceramics



● Glass products



● Mirrors



How to dispose of

- Please put metal items or breakable items into an official waste bag and place it next to the containers for natural resources. (Refer to page 04)
- Waste bags for metal items and breakable items are available at supermarkets, stores and convenience stores. Price: big (50cm × 80cm) 210yen/5pcs, small (50cm × 60cm) 130yen/5pcs

- Please tie the waste bag tightly before putting out it. Please dispose of things that do not fit in the waste bags as oversized garbage. (Refer to page 06)

Do not hide garbage in black bags when putting it into the waste bag.

Please wrap kitchen knives, broken bottles and the like in newspaper before disposing of them.

Waste bags for metal items

Waste bags for breakable items



Oversized garbage

Item

- Garbage that does not fit in the official waste bag. There are some items that cannot be processed by the city hall. (Refer to page 07)

How to dispose of

- Please apply for collection of the oversized garbage or carry it directly to the disposal site. (Please see below for details)
- If you have a large amount of oversized garbage (e.g. when moving house), please arrange for a special collection (one ton truck 7,330 Yen) at the address mentioned below.

Request to collection trader

- 方法：① Please confirm the collection days (oversized garbage is collected once a month in every ward) on the homepage of Tosu city, <http://www.city.tosu.lg.jp/3201.htm>. You can also contact Environmental Policies Division (Tel : 0942-85-3561) , or Tosu-Kankyou-Kaihatsu-Sougou-Center (please see below) to confirm them.

② Please direct calls 7 days before the collection day

Tosu-Kankyou-Kaihatsu-Sougou- Center Tel : 0942-83-4364

Open : Monday to Friday, 9:00 to 16:00 Closed: on Saturdays, public holidays and New Year holidays

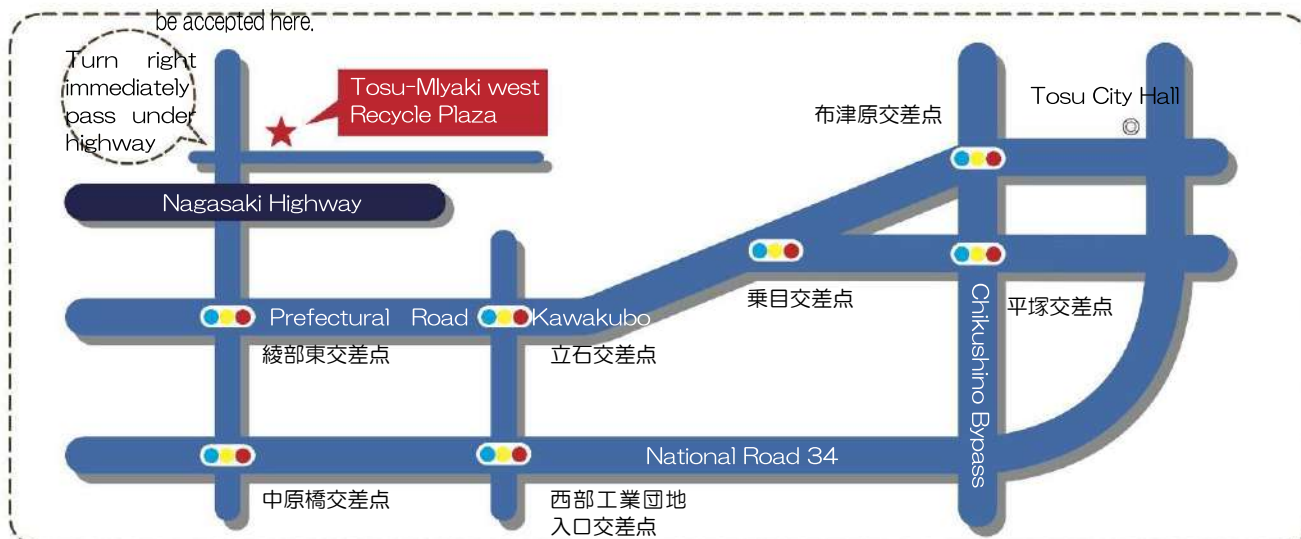
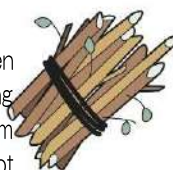
- ③ Buy an oversized garbage ticket (520Yen) and stick one ticket on the surface of each item to be disposed of. Please fold up futons, carpets and the like and tie them with a string. The volume of one item should not exceed 1 m³; the weight not 40kg.

- ④ Please place the item to be disposed of in front of your house by 8:00 on collection day.



Carrying waste directly to Tosu-Miyaki West Recycle Plaza

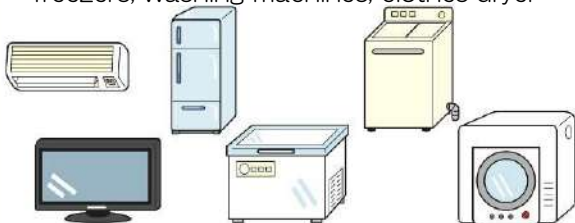
- Site : 4432, Minobaru, Miyakicho, Miyakiigun
- Tel : 0942-94-9313
- Collection Time: Monday to Friday, 8:30 to 12:00 and 13:00 to 16:30
Saturday and the third Sunday of the month, 8:30 to 12:00
Closed: on Sundays except the third one and New Year holidays
- Fees : Household garbage: up to 50kg: 300Yen, Plus 100Yen for each additional 10kg
Business-related waste: up to 50kg: 800Yen, plus 800 Yen for each additional 50kg
- Others : when carrying waste directly to the facility, you do not need to put it into the designated waste bag. Kitchen refuse, carcasses and difficult-to-process items cannot be carried to the processing facility. Before carrying pruned branches from your garden to the facility, you need to cut them into pieces of 1m length and 7cm diameter. If they have 7cm to 40cm diameter, cut them into shorter pieces than 50cm. The bigger ones cannot be accepted here.



Waste that cannot be processed by the city hall

- The items listed below cannot be processed by the city hall. Please ask a retailer to handle the disposal.
- Industrial waste cannot be also processed by it.
- There are other waste that cannot be accepted by the city hall. Please see garbage separation glossary on questions (Refer to page 08) , or please ask Environmental Policies Division. (Tel:0942-85-3561)

- Air conditioners, TV sets, refrigerators, freezers, washing machines, clothes dryer



When disposing of:

- Please ask a household electrical appliance retailer or Tosu-Kankyou-Kaihatu-Sougou- Center to take back the item, and pay the recycling fee and transport costs.
- You can also bring the item directly to the following site and pay the recycling fee in advance at the post office.
Kyushu-Metal-Sangyo ctd. Tosu branch recycling center: Nagayoshi-machi 573-1 (Tel : 0942-87-1011)

- Personal computers



Please contact the manufacturer of your computer for pick-up. Or contact the PC3R Promotion society by telephone (Tel : 03-5282-7685, <http://www.pc3r.jp>)

- Sink



- Stones, mud, sand, ash



- Motor oil etc.



- Kerosene, gasoline etc.



- Scooters, blkes



- Tatami mats



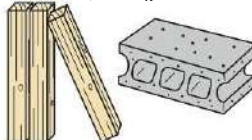
- Car and machine parts
Seats, tires, bumpers, batteries etc.



- Fire extinguishers



- Construction waste
Tiles, slates, concrete blocks etc.)



- Paints



- Home medical waste (infectious products such as hypodermic needles)





For questions on separating garbage call:
Tosu City Environmental Division

TEL : 0942-85-3561
Homepage: www.city.tosu.lg.jp